

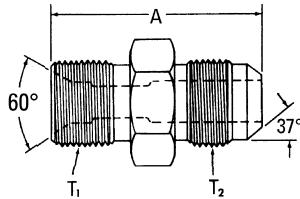
# Adapters and tube fittings

Metric to 37° flare

J

## Metric to 37° flare

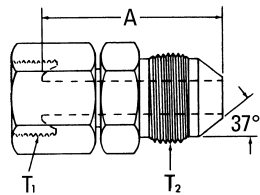
Metric 60° (DIN 7631)/37° flare



### Part no. 15.117-(Dash size)

Dash size	Tube O.D.		Thread T1	Thread T2	A	
	mm	in			mm	in
6-6	9,7	0.38	M14 x 1.5	9/16-18	31,0	1.22
8-6	9,7	0.38	M16 x 1.5	9/16-18	32,0	1.26
8-8	12,7	0.50	M16 x 1.5	3/4-16	34,5	1.36
10-8	12,7	0.50	M18 x 1.5	3/4-16	34,5	1.36
16-12	19,0	0.75	M26 x 1.5	1 1/16-12	42,9	1.69
25-20	31,8	1.25	M38 x 1.5	1 5/8-12	47,5	1.87

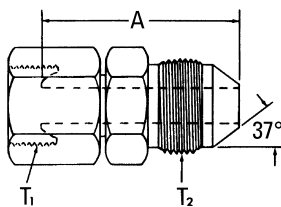
Metric 24° (DIN 3901/3902 s.Rh)/37° flare



### Part no. 15.164-(Dash size)

Dash size	Tube O.D.		Thread T1	Thread T2	A	
	mm	in			mm	in
6-6	9,7	0.38	M14 x 1.5	9/16-18	35,1	1.38
10-8	12,7	0.50	M18 x 1.5	3/4-16	38,1	1.50
14-10	16,0	0.63	M22 x 1.5	7/8-14	40,9	1.61
16-12	19,0	0.75	M24 x 1.5	1 1/16-12	43,4	1.71
20-16	25,4	1.00	M30 x 2.0	1 1/16-12	47,0	1.85
30-24	38,1	1.50	M42 x 2.0	1 7/8-12	53,9	2.12

Metric 24° (DIN 3901/3902 l.Rh)/37° flare



### Part no. 15.163-(Dash size)

Dash size	Tube O.D.		Thread T1	Thread T2	A	
	mm	in			mm	in
4-4 †	6,4	0.25	M12 x 1.5	7/16-20	34,5	1.36
6-6 †	9,7	0.38	M14 x 1.5	9/16-18	34,5	1.36
8-6 †	9,7	0.38	M16 x 1.5	9/16-18	35,6	1.40
8-8 †	12,7	0.50	M16 x 1.5	3/4-16	38,1	1.50
10-8 †	12,7	0.50	M18 x 1.5	3/4-16	38,1	1.50
13-10 †	16,0	0.63	M22 x 1.5	7/8-14	40,9	1.61
16-12 †	19,0	0.75	M26 x 1.5	1 1/16-12	47,5	1.87

†Universal fitting also mates with 60° DIN 7631/7647 connections.